



Mahatma Gandhi Vidyamandir's
Arts, Science & Commerce College, Harsul

Tal- Tryambakeshwar, Dist- Nashik – 422 204.

Feedback Analysis

[Academic Year: 2020-21]

The feedback on curriculum was collected through online mode from all the stakeholders in the academic year 2020-21. Feedback forms are available on the college website and the stakeholders- Students, Alumni, Teacher & Employer- gave their online response using given web links.

Feedback Type : Online

Direct Link URL : Links for Stakeholders

Form	Name of the stakeholder	Link for Google Form
A	Feedback on Curriculum by Student	https://forms.gle/KFKmPGWq5878zQrWA
B	Feedback on Curriculum by Alumni	https://forms.gle/aJtLpv73ksSvrdYH7
C	Feedback on Curriculum by Teacher	https://forms.gle/RAceyPBhQu4E4pPq9
D	Feedback on Curriculum by Employer	https://forms.gle/2vTPWyRzudNjfPPTA

Feedback Analysis:

Sr. No.	Feedback Category	Total numbers of response recorded	Average Opinions of Answer in Percentage
1	Students' Feedback	180	70.14%
2	Alumni Feedback	92	85.64%
3	Teachers' Feedback	16	95.3%
4	Employer Feedback	04	93.32%

Scale of Opinion of Stakeholders (Students, Alumni, Teachers and Employers)			
A	B	C	D
100-80	79-60	59-40	Less than 40

Average Rating of All Stakeholders Feedback Response found to be 86.1

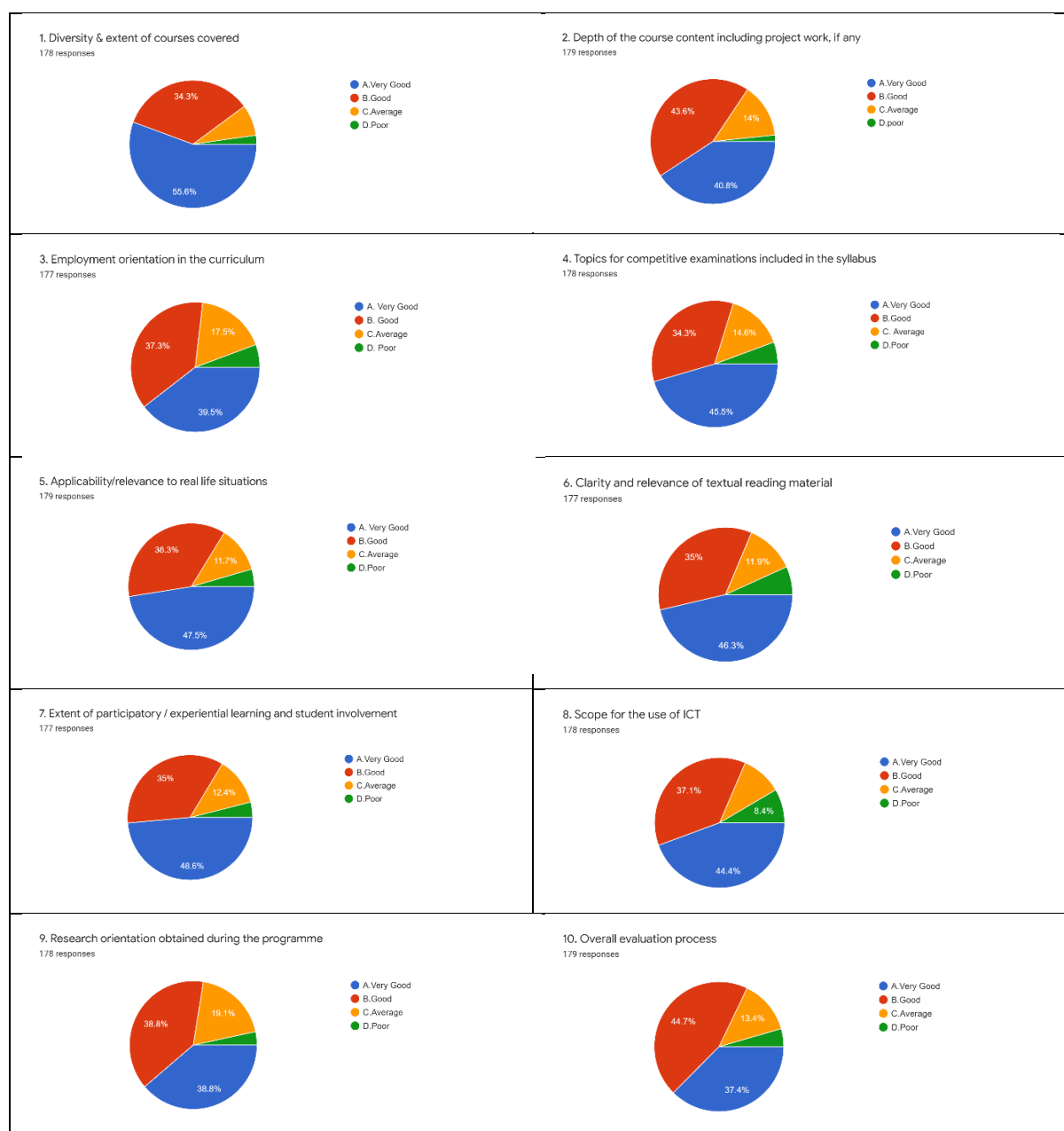
Scale of Opinion of All Stakeholders found to be at Rank A (100-80)

A) Analysis Report on Students' Feedback

Feedback was collected from the students about the various aspects such as, curriculum, facilities available, quality of teaching by feedback committee under the guidance of IQAC. Total 180 students responded through online process. Following are the findings of the feedback collected and analysis of the same.

[illegible]

Graphical Representation of Students feedback:2020-21

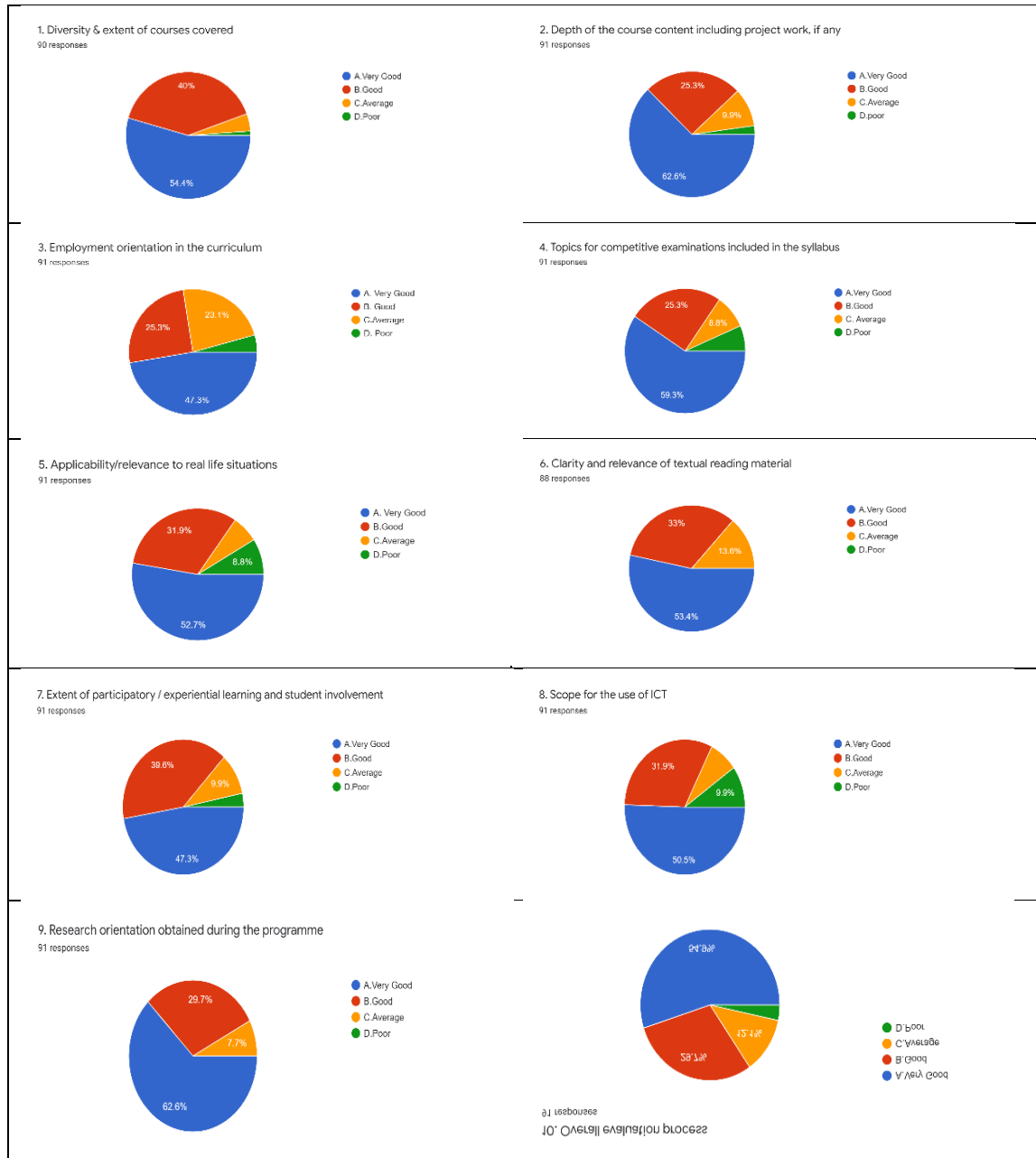


B) Analysis Report on Alumni Feedback

Feedback was collected from the alumni about the various aspects such as, curriculum, facilities available, quality of teaching by feedback committee under the guidance of IQAC. Total 92 alumni responded through online process. Following are the findings of the feedback collected and analysis of the same.

[illegible]

Graphical Representation of Alumni Feedback

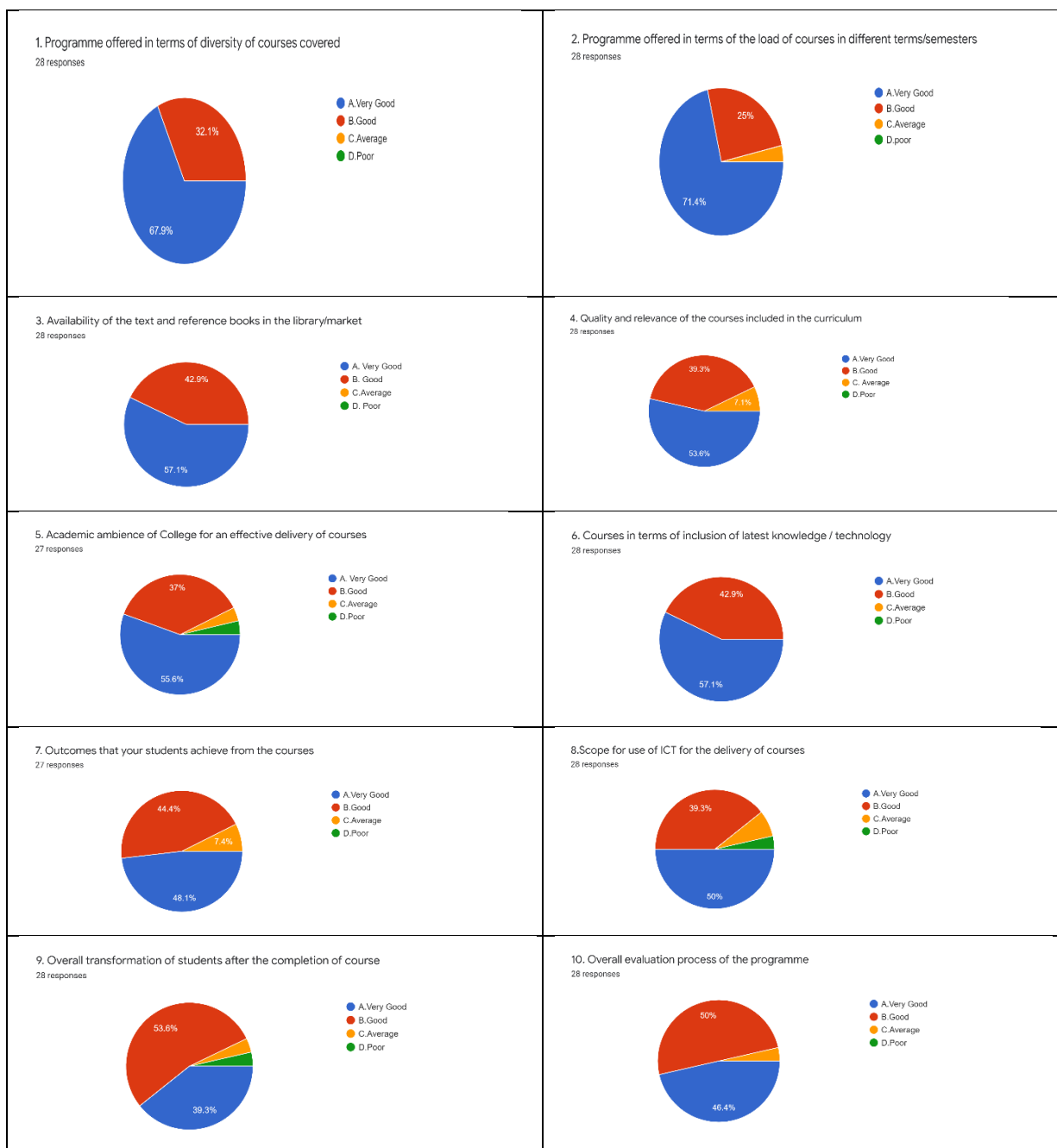


C) Analysis Report on Teacher's Feedback

Feedback was collected from the teachers about the various aspects such as, curriculum, facilities available, quality of teaching by feedback committee under the guidance of IQAC. Total 16 teachers responded through online process. Following are the findings of the feedback collected and analysis of the same;

Que. No.	Nature of Question	Opinion of Students in Percentage				Scale of Opinion	% of Opinion
		A	B	C	D		
1	Programme offered in terms of diversity of courses covered	Very Good	Good	Average	Poor	Very Good &Good	100
		67.9	32.1	00	00		
2	Programme offered in terms of the load of courses in different terms/semesters	Very Good	Good	Average	Poor	Very Good &Good	96.4
		71.4	25	3.6	00		
3	Availability of the text and reference books in the library/market	Very Good	Good	Average	Poor	Very Good &Good	100
		57.1	42.9	00	00		
4	Quality and relevance of the courses included in the curriculum	Very Good	Good	Average	Poor	Very Good &Good	92.9
		53.6	39.3	7.1	00		
5	Academic ambience of College for an effective delivery of courses	Very Good	Good	Average	Poor	Very Good &Good	92.6
		55.6	37	3.7	3.7		
6	Courses in terms of inclusion of latest knowledge / technology	Very Good	Good	Average	Poor	Very Good &Good	100
		57.1	42	00	00		
7	Outcomes that your students achieve from the courses	Very Good	Good	Average	Poor	Very Good &Good	92.5
		48.1	44.4	7.4	00		
8	Scope for use of ICT for the delivery of courses	Very Good	Good	Average	Poor	Very Good &Good	89.3
		50	39.3	7.1	3.6		
9	Overall transformation of students after the completion of course	Very Good	Good	Average	Poor	Very Good &Good	92.9
		39.3	53.6	3.6	3.6		
10	Overall evaluation process of the programme	Very Good	Good	Average	Poor	Very Good &Good	96.4
		46.4	50	3.6			
11	Suggestions if any	Recorded					
							95.3

Graphical Representation of Teachers Feedback



D) Analysis Report on Employer's Feedback

Feedback was taken by feedback committee and the IQAC from the employers about the various aspects like curriculum, facilities etc. We have received feedback from 3 employers through online process. Following are the findings of the feedback collected and analysis of the same.

Que. No.	Nature of Question	Opinion of Students in Percentage				Scale of Opinion	% of Opinion
		A	B	C	D		
1	Subject knowledge	Very Good	Good	Average	Poor	Very Good & Good	100
		66.7	33.3	00	00		
2	Competency level	Very Good	Good	Average	Poor	Very Good & Good	100
		66.7	33.3	00	00		
3	Adequacy of skills	Very Good	Good	Average	Poor	Very Good & Good	100
		33.3	66.7	00	00		
4	Job fit	Very Good	Good	Average	Poor	Very Good & Good	100
		33.3	66.7	00	00		
5	Target orientated	Very Good	Good	Average	Poor	Very Good & Good	66.6
		33.3	33.3	33.3	00		
6	Quest for new learning	Very Good	Good	Average	Poor	Very Good & Good	100
		66.7	33.3	00	00		
7	Ability to relate theory to practice	Very Good	Good	Average	Poor	Very Good & Good	100
		100	00	00	00		
8	Group dynamics	Very Good	Good	Average	Poor	Very Good & Good	100
		33.3	66.7	00	00		
9	Communication and attitude	Very Good	Good	Average	Poor	Very Good & Good	100
		100	00	00			
10	Use of ICT	Very Good	Good	Average	Poor	Very Good & Good	66.6
		33.3	33.3	33.3	00		
11	Suggestions if any	Recorded					
	Average Rating=93.32						